

Living MORIOKA Guide




Useful information for living in Morioka!

The end of winter is approaching. When the snow melts and it starts to get warmer, the long-awaited spring will arrive.

Spring in Morioka is the perfect season to enjoy nature including the beautiful cherry blossoms, the Chagu Chagu Umakko Horse Parade and walks amongst the fresh greenery.

In this edition, we bring you useful information that you need to know about spring in Morioka.



Rock-Splitting Cherry Tree

This cherry tree which has split and grew out of a huge rock is located outside Morioka District Court. It is 11m in height and around 350-400 years old. It is designated as a natural treasure of Japan.



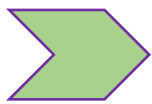
Chagu Chagu Umako Horse Parade

This festival is unique to the old Nanbu region of Morioka which has been a horse-rearing region from long ago where horses are cherished.

Mt. Iwate and the Kitakami River

The view of Mt. Iwate and the Kitakami River from Kaiun-bashi Bridge is superb.





You can use “Morioka City Wi-Fi” for free within Morioka city center limits



You can use Wi-Fi for free at places with this logo.

It's convenient when you go out somewhere or go sightseeing. You can connect to the internet with devices that you can use Wi-Fi with including smartphones and tablets.

Morioka City Wi-Fi

SSID

morioka_city_wi-fi

PASSWORD

morioka-wi-fi

How to connect to Wi-Fi and rules of usage

You can read how to connect to Wi-Fi and about the rules of usage on the Morioka City Wi-Fi portal site.

Morioka City Wi-Fi can be used within the specified times at the places listed below.

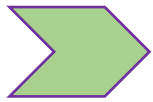


[Morioka City Wi-Fi Portal Site \(External Link\)](#) (English sub available)

You can use “Morioka City Wi-Fi” in the places below during the opening hours.

<u>Place</u>	<u>Address</u>	<u>Opening hours</u>	<u>Closing hours</u>
① Iwate・Morioka Koiki kanko Center いわて・盛岡広域観 センター	Morioka-city, Ekimaedori, 1-48	4:45AM~0AM	DEC 31st~JAN 2 nd
② Morioka City Hall, Main building Shimin Hall 盛岡市役所 本館 1 階市民ホール	Morioka-city, Uchimaru 12-2	8:30AM~ 5:30PM (Mon~Fri)	Sat・Sun, Public holidays, New year holidays
③ Morioka Rekishi Bunka Kan もりおか歴史文化館	Morioka-city, Uchimaru 1-50	9AM~7PM	3rd Tuesday of every month (or the next day, if overlaps with a public holiday) New year holidays (Dec 31st~Jan 1st)
④ Plaza Odette プラザおでって	Morioka-city, Nakanohashidori, 1-10	9AM~10PM	2 nd Tuesday of every month (or the next day if the day overlaps with a public holiday) , New year holidays
⑤ Morioka Machiya Monogatari Kan もりおか町家物語館	Morioka-city, Nataya-cho, 10-8	9AM~9:30PM	4 th Tuesday of every month, Dec 29th~Jan 3rd

[illegible]



Things to be careful of when riding a bicycle



The number of people riding bicycles will increase in the coming season. Did you know that Japan has rules for riding a bicycle safely? To avoid having an accident or some problems when cycling, take care to know the rules correctly and ride your bicycle safely.

Please check [this page](#) for the basics of how to ride a bicycle




When cycling along Morioka Odori Shopping Arcade:

⇒ Cycle in the blue zone

(on the blue markings on the road)

Cycle on the left hand side of the road
in the direction that you want to go in



**Cycle in the blue zone
(on the blue markings
on the road)**



Additionally, please follow the rules below when cycling along Morioka Odori Shopping Arcade.



- Watch out for doors of nearby cars opening and closing.
- Be sure to get off your bicycle and push it when on the sidewalk.

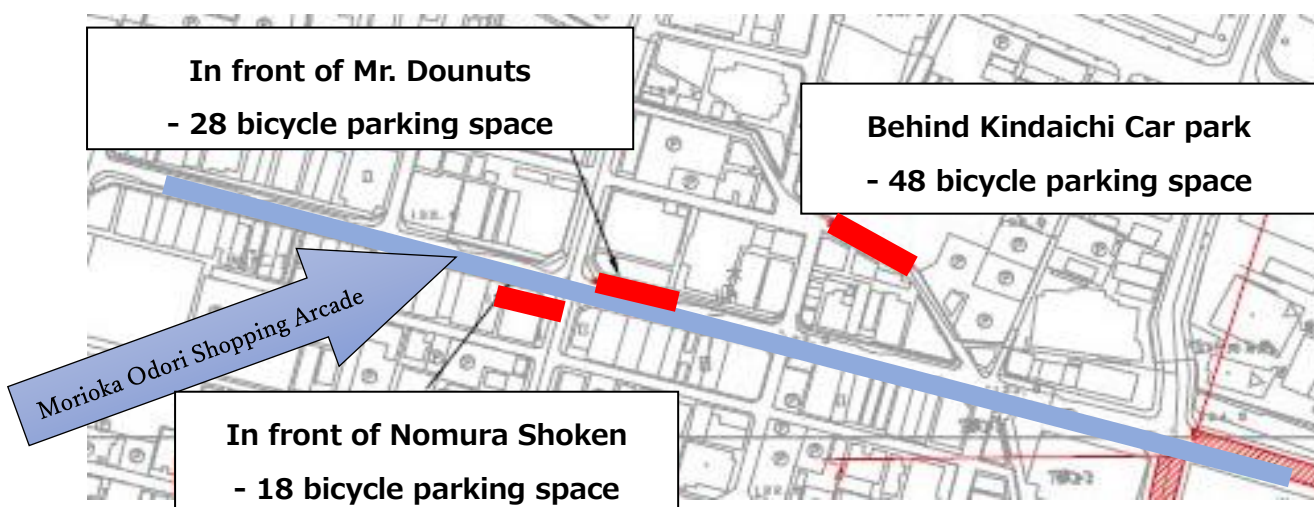


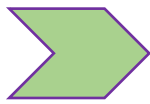
- Definitely do not cycle on the right hand side of the road (traffic violation).
 - You can't ride your bicycle on the sidewalk.
- *Except for people of 70 and over or under 13 and when it is unavoidable for safety reasons.

When you park your bicycle at Morioka Odori Shopping Arcade,

please park it in the designated places ↓

Morioka Odori Shopping Arcade Bicycle parking





Things to be careful of when driving your car

along Morioka Odori Shopping Arcade



- Please park your car in one of the designated parking places.
- Do not park on the blue markings on the road.
- Do not park your car on the sidewalk.
- Watch out for people walking and cycling when getting in and out of your car.

The pedestrian paradise of Morioka Odori Shopping Arcade

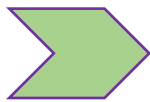
What is a pedestrian paradise?

It's a road that only pedestrians can pass along.

(At specified times and on specific days) only pedestrians can pass along the road.

From April to October every Sunday and on public holidays between 11:00am and 6:00pm, Morioka Odori Shopping Arcade is a pedestrian paradise. (From November to March, you can drive your car along the shopping arcade as usual.)





If you find a hole like this, please let us know

When the snow melts, the asphalt of the road surface may have come away and the road may be punctured with holes.



Driving over a hole when driving or cycling is dangerous so go slowly and avoid them. If you go into a hole, you may injure yourself or damage a tire.



If you find a large hole (more than 30cm in diameter and/or 10cm in depth).....

Check the approximate size and depth of the hole and the location of it (address and position) and call the number below:

Please inform Morioka City →

Road Management Division Maintenance Section TEL 019-613-8543

If you need language help, please call →

Culture and International Division City Engagement Section TEL 019-626-7524

Or email us at info@mira-morioka.com

MIRA
Morioka
International
Relations
Association
公財団法人 盛岡国際交流協会


Facebook


Instagram

〒020-8530 Morioka City Hall Annex 7F, Uchimaru 12-2, Morioka City, Iwate Prefecture,

TEL: 019-626-7524 Email: info@mira-morioka.com